

Serie | 8, Induction hob, 60 cm, Black PXX675DV1E



Optional accessories

HEZ390012 : Steaming Rack for Stainless Steel roaste
 HEZ390512 : Teppan Yaki (large)
 HEZ390522 : Griddle Plate
 HZ390011 : Stainless Steel roaster with glas lid

The FlexInduction hob allows you to place multiple pots and pans or large cookware anywhere on the flexible cooking zone.

- **DirectSelect Premium:** spacious and intuitive touch interface.
- **FlexInduction:** more flexibility on your hob for large pots and pans.
- **PerfectFry:** no more worries about scorching.
- **Home Connect:** Connected home appliances for an easier everyday life.
- **ComfortProfil:** Elegant, appealing design with bevelled front and metal strips on the side.

Technical Data

Product name/family : Cooking zone ceramic
 Construction type : Built-in
 Energy input : Electric
 Total number of positions that can be used at the same time : 4
 Required niche size for installation (HxWxD) : 51 x 560-560 x 490-500 mm
 Width of the appliance : 606 mm
 Dimensions : 51 x 606 x 527 mm
 Dimensions of the packed product (HxWxD) : 126 x 753 x 603 mm
 Net weight : 14.4 kg
 Gross weight : 15.6 kg
 Residual heat indicator : Separate
 Location of control panel : Hob front
 Basic surface material : Ceramic
 Color of surface : Black
 Approval certificates : AENOR, CE, G-Mark
 Length of electrical supply cord : 110 cm
 EAN code : 4242002943824
 Electrical connection rating : 7400 W
 Voltage : 220-240 V
 Frequency : 60; 50 Hz



4 242002 943824

Serie | 8, Induction hob, 60 cm, Black PXX675DV1E

The FlexInduction hob allows you to place multiple pots and pans or large cookware anywhere on the flexible cooking zone.

Design

- Profile trim (front facette with side trim)
- 60 cm: space for 4 pots or pans.

Flexibility of cooking zones

- 2 Flex zones: use cookware of any shape or size anywhere within the 40cm long zone.
- Cooking zone front left: 240 mm, 190 mm, 2.2 KW (max. power 3.7 KW)
- Cooking zone rear left: 240 mm, 190 mm, 2.2 KW (max. power 3.7 KW)
- Cooking zone rear right: 240 mm, 190 mm, 2.2 KW (max. power 3.7 KW)
- Cooking zone front right: 240 mm, 190 mm, 2.2 KW (max. power 3.7 KW)

Usage convenience

- DirectSelect Premium touch control: directly control the power on the extra large illuminated touch bar (invisible when switched off).
- Variable 17-stage power settings for each zone: precisely adapt the heat with 17 power levels (9 main levels and 8 intermediate levels).
- Keep warm function: keep dishes warm at preset low power level.
- Timer for all zones
 - : switches off the cooking zone at the end of the time set (e.g. for boiled eggs).
- Timer - shows how long the cooktop is in use
 - : an alarm sounds at the end of the time set (e.g. for pasta).
- Count up timer per cooktop
 - : shows how much time has passed since starting the timer (e.g. for potatoes).

Time saving & efficiency

- PowerBoost function for all zones
 - : boil water faster thanks to 50% more energy than at the highest standard level.
- PanBoost: heat up pans faster than at the highest standard level while protecting the pan coating.
- MoveMode (3 levels): increase or decrease the power level simply by moving the pot forwards or backwards.
- QuickStart function: when switching on, the hob automatically selects the cooking zone with cookware (when placed on a zone whilst the hob is off).
- ReStart function: in case of unintentional switch-off, this feature restores all previous settings by switching on the hob again within 4 seconds.

Cooking assistance

- PerfectFry sensor with 5 temperature settings: prevents overcooking with the automatic temperature regulation of the integrated sensor.
- Dish assistant: easily find the right temperature setting for a certain dish via the home connect app.

Connectivity

- Home Connect enabled: check if the hob is switched off even when not at home, and find recipes or additional functions in the Home Connect app.
- Hob Hood Control - hood control (with Wi-Fi enabled hood): automatically activates the hood when cooking, thanks to the WiFi connection of hob and suitable hood.

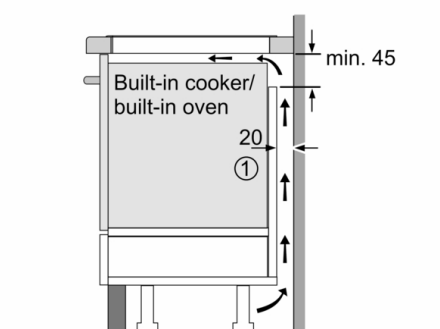
Safety

- 2 stage residual heat indicator for each zone: indicates which cooking zones are still hot or warm.
- Control panel lock: prevent unintended activation of the hob.
- Freeze function: wipe overboiled liquids without unintentionally changing settings (blocking all touch buttons for 30 seconds).
- Main on/off switch: switch off all cooking zones at the touch of a button.
- Automatic safety shut off: for safety reasons, heating stops after a preset time if not used (possible to customise).
- Energy consumption display: shows the electricity consumption of the last cooking process.

Installation

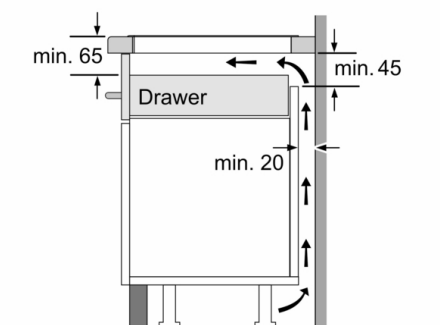
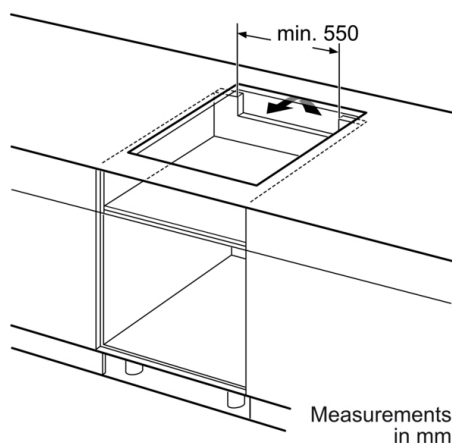
- Dimensions of the product (HxWxD mm): 51 x 606 x 527
- Required niche size for installation (HxWxD mm) : 51 x 560 x (490 - 500)
- Min. worktop thickness: 16 mm
- Connected load: 7.4 KW
- Power management options for 16A, 13A or 10A connection: limit the maximum power if needed (depends on fuse protection of electric installation).
- Power cord: 1.1 m, Cable included

Serie | 8, Induction hob, 60 cm, Black PXX675DV1E

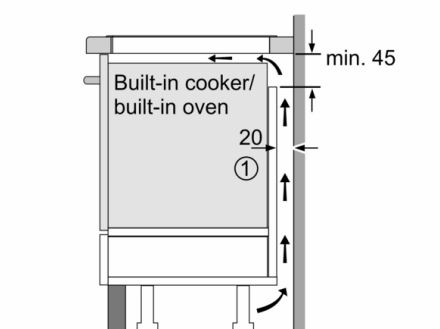
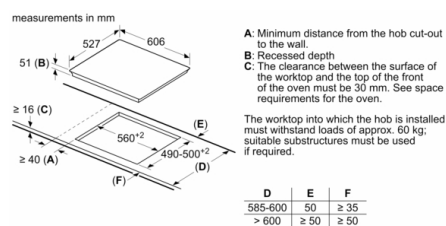


①
Ventilation gap must
be present

All measurements in mm



Measurements in mm



①
Ventilation gap must
be present

All measurements in mm