

iQ500, Built-in fridge-freezer with freezer at bottom, 177.2 x 55.8 cm, soft close flat hinge KI86NHDF0



Included accessories

- 3 x egg tray
- 1 x ice cube tray
- 1 x bottle holder in door tray

large bottom freezer with hyperFresh plus Box to keep fruit and vegetables fresh up to 2 times longer, plus noFrost for no more defrosting.

- ✓ Storage Guide: Easily find the best possible place for each individual food.
- ✓ The hyperFresh plus Box with adjustable humidity keeps fruit and vegetables fresh for longer.
- ✓ noFrost – Never defrost your freezer again.
- ✓ Home Connect – Control your smart fridge no matter where you are.
- ✓ The bigBox offers plenty of space to store and stack large frozen items efficiently.

Features

Technical Data

Energy Efficiency Class: F
Average annual energy consumption in kilowatt hour per year (kWh/a): 277 kWh/annum
Sum of volume of frozen compartments: 67 l
Sum of volume of chill compartments: 187 l
Airborne acoustical noise emissions : 39 dB(A) re 1 pW
Airborne acoustical noise emission class: C
Construction type: Built-in
Door panel options: Not possible
Width of the appliance: 558 mm
Depth of the product: 545 mm
Required niche size for installation (HxWxD): 1775.0 x 560 x 550 mm
Net weight: 68.6 kg
Connection rating: 90 W
Fuse protection: 10 A
Door hinge: Right reversible
Voltage: 220-240 V
Frequency: 50 Hz
Approval certificates: CE, VDE
Length of electrical supply cord: 230 cm
Storage Period in Event of Power Failure (h): 9 h
Number of compressors: 1
Number of independent cooling systems: 2
Interior ventilator: Yes
Reversible Door Hinge: Yes
Number of Adjustable Shelves in fridge compartment (Stck): 4
Shelves for Bottles: Yes
Frost free system: Freezer
Installation type: Full-integrated
Type of hinge: Flush-folding



**iQ500, Built-in fridge-freezer with
freezer at bottom, 177.2 x 55.8 cm,
soft close flat hinge
KI86NHDF0**

Features

Functions

- LED fridge light with Soft Start

Design features

- LED display for fridge and freezer
- VitaControl - constant temperature by intelligent sensor technology - Constant temperature control by intelligent sensor technology
- Home Connect: Remote Monitoring and Control with Wi-Fi connectivity
- Twin evaporators allows independent temperature control and ensures there is no transference of humidity between the fridge and freezer cavity.
- Super Cooling: automatic deactivation
- SuperFreeze with Manual/automatic activation
- Holiday mode
- Acoustic open door warning system
- Freezer malfunction warning signal: Optical and acoustical

Design features

- 5 safety glass shelves (4 height adjustable)
- 5 door trays, including 1x dairy compartment

Freshness System

- 1 hyperFresh plus box with adjustable humidity - keeps fruit and vegetables fresh for longer.
-

Food freshness system

- noFrost freezer, never have to defrost ever again
- Removable safety glass shelves for extra space
- 3 transparent freezer drawers, 1 bigBox

Dimension and installation

- Dimensions: 177.2 cm H x 55.8 cm W x 54.5 cm D
- Niche Dimensions: 177.5 cm H x 56 cm W x 55 cm D

Key features - Fridge section

- Right hinged door, door reversible
- Connection value 90 W
- 220 - 240 V

Key features - Freezer section

- 3 x egg tray, 2 x ice cube tray, 1 x bottle holder in door tray
- bottle holder in door tray

Country Specific Options

- Based on the results of the standard 24-hour test. Actual consumption depends on usage/position of the appliance.

Design features

Dimension and installation

Additional features

Performance and Consumption

- EU19_EEK_D: F
- Total Volume : 254 l
- Net Fridge Volume : 187 l
- Net Freezer Volume : 67 l
- Freezing capacity 24h : 6 kg
- Annual Energy Consumption: 277 kWh/a

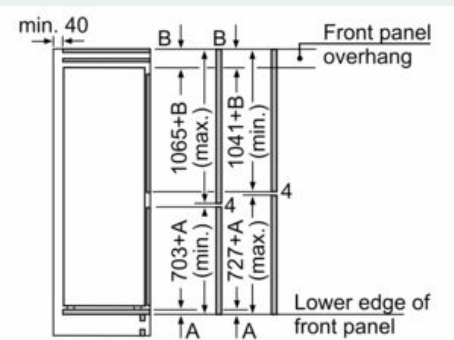
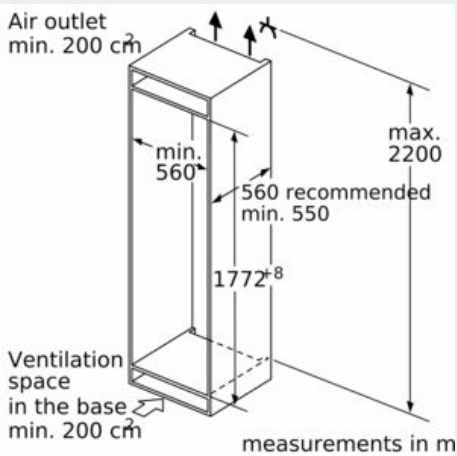
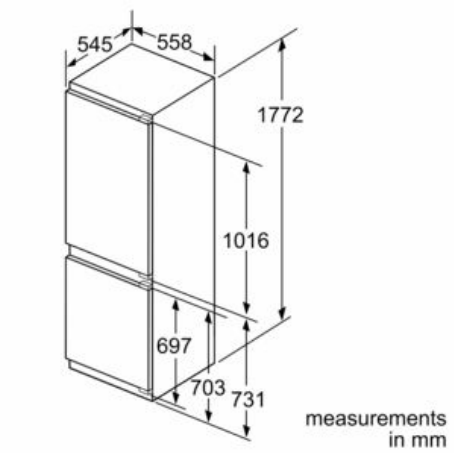
- Climate Class: SN-ST

- Noise Level : 39 dB , EU19_Noise emission class_D: C

- Temperature rise time : EU19_Temperature rise time_D: 9 H

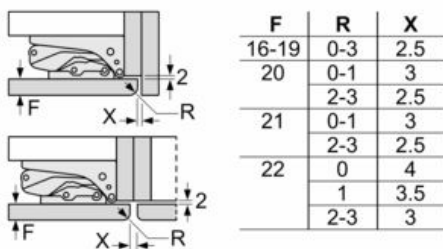
iQ500, Built-in fridge-freezer with
freezer at bottom, 177.2 x 55.8 cm,
soft close flat hinge
KI86NHDF0

Dimensioned drawings




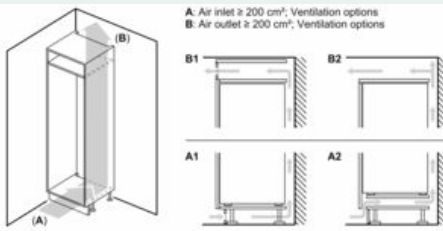
The specified unit door dimensions
are valid for a door gap of 4 mm.
measurements in mm

measurements in mm
Recommended gap dimensions for flat hinges



F	R	X
16-19	0-3	2.5
20	0-1	3
	2-3	2.5
21	0-1	3
	2-3	2.5
22	0	4
	1	3.5
	2-3	3

The gap dimensions recommended
in the table must be adhered to in order
to ensure that appliance doors do not
collide with anything when they are opened,
and to avoid causing damage to kitchen units.



Maximal permissible weight of the unit fronts

Fitted unit fronts that exceed the permissible weight may cause damage and result in functional impairment of the hinges.

Δ Weight

A: Appliance door height including hinges in mm

B: Undamped hinge, unit front in kg

C: Damped hinge, unit front in kg

A	B	C
1500-1750	22	22
720-1400	19	19
A1	15	19
A2	15	19