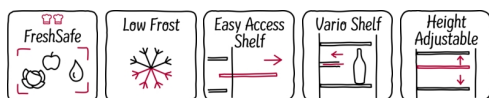


N 70, Built-in fridge-freezer with freezer at bottom, 177.2 x 55.8 cm, flat hinge
KI6863FE0G



COOKING PASSION SINCE 1877



This built-in combination refrigerator/freezer with LowFrost

- ✓ Fresh Safe 2 <0°C> – Ideal storage for fruit and vegetables, fish and meat.
- ✓ LowFrost: Reduces frost in the freezer compartment for faster defrosting.
- ✓ Easy Access Shelf – Slides out to give you better access to fridge contents.
- ✓ VarioShelf: The glass shelf can be divided and one half pushed beneath the other, for flexible interior configurations.
- ✓ Adjustable Glass Shelves – Height adjustable shelves create the space you need for inspiring dishes in your fridge

Features

Technical Data

Energy Efficiency Class : E
Average annual energy consumption in kilowatt hour per year (kWh/a) : 219 kWh/annum
Sum of volume of frozen compartments : 74 l
Sum of volume of chill compartments : 192 l
Airborne acoustical noise emissions : 36 dB(A) re 1 pW
Airborne acoustical noise emission class : C
Construction type : Built-in
Door panel options : Not possible
Width of the appliance : 558 mm
Depth of the product : 545 mm
Required niche size for installation (HxWxD) : 1775.0 x 560 x 550 mm
Net weight : 62.2 kg
Connection rating : 90 W
Fuse protection : 13 A
Door hinge : Right reversible
Voltage : 220-240 V
Frequency : 50 Hz
Approval certificates : CE, VDE
Length of electrical supply cord : 230 cm
Storage Period in Event of Power Failure (h) : 9 h
Number of compressors : 1
Number of independent cooling systems : 2
Interior ventilator : No
Reversible Door Hinge : Yes
Number of Adjustable Shelves in fridge compartment (Stck) : 4
Shelves for Bottles : Yes
Frost free system : No
Installation type : Full-integrated
Type of hinge : Flush-folding

Optional accessories

Z10020 Bottle Rack



4 242004 246282

*N 70, Built-in fridge-freezer with freezer at bottom,
177.2 x 55.8 cm, flat hinge
KI6863FE0G*



COOKING PASSION SINCE 1877

Features

Functions

- Bright interior LED fridge light
- Interior design with metal applications

Design features

- Touchcontrol- Electronic - Electronic controls for fridge and freezer
- FreshSense - constant temperature by intelligent sensor technology - Constant temperature control by intelligent sensor technology
- Two separate cooling circuits allow independent temperature control and prevents the transference of humidity between the fridge and freezer cavity
- Super Cooling: automatic deactivation
- SuperFreeze function with automatic deactivation
- Holiday mode
- Acoustic door open warning indicator
- Freezer malfunction warning signal: optical and acoustical

Design features

- 4 safety glass shelves (4 height adjustable)
- 5 door trays, including 1x dairy compartment
- BottleFlex Shelf

Freshness System

- 1 FreshSafe 2 drawer; High humidity retains nutrients up to twice as long

Food freshness system

- lowFrost freezer
- Removeable safety glass shelves in freezer
- 3 transparent freezer drawers, 1 bigbox

Dimension and installation

- Dimensions: 177.2 cm H x 55.8 cm W x 54.5 cm D
- Niche Dimensions: 177.5 cm H x 56 cm W x 55 cm D

Key features - Fridge section

- Right hinged door, reversible
- Connection value 90 W
- 220 - 240 V

Key features - Freezer section

- KI6863FE0G
- bottle holder in door tray

Country Specific Options

- Based on the results of the standard 24-hour test. Actual consumption depends on usage/position of the appliance.

Design features

Dimension and installation

Additional features

Performance and Consumption

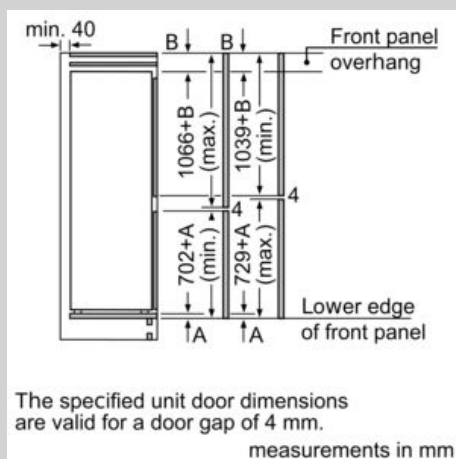
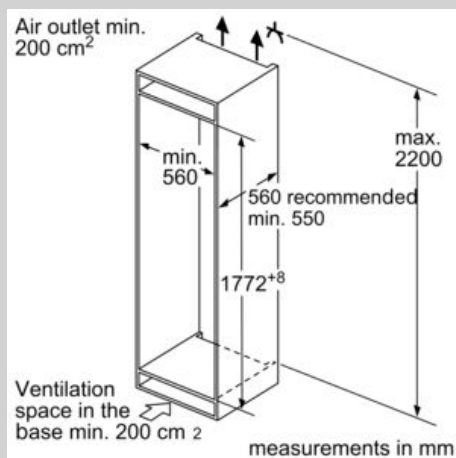
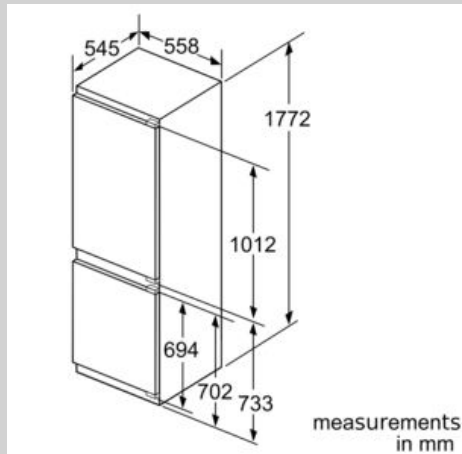
- EU19_EEK_D: E
- Total Volume : 266 l
- Net Fridge Volume : 192 l
- Net Freezer Volume : 74 l
- Freezing capacity 24h : 7 kg
- Annual Energy Consumption: 219 kWh/a
- Climate Class: SN-ST
- Noise Level : 36 dB , EU19_Noise emission class_D: C
- Temperature rise time : EU19_Temperature rise time_D: 9 H

N 70, Built-in fridge-freezer with freezer at bottom,
177.2 x 55.8 cm, flat hinge
KI6863FE0G



COOKING PASSION SINCE 1877

Dimensioned drawings



measurements in mm Recommended gap dimensions for flat hinges

	F	R	X
16-19	0-3	2.5	
20	0-1	3	
21	0-1	2.5	
22	0-1	3	
	2-3	2.5	
	0	4	
	1	3.5	
	2-3	3	

The gap dimensions recommended in the table must be adhered to in order to ensure that appliance doors do not collide with anything when they are opened, and to avoid causing damage to kitchen units.

Maximal permissible weight of the unit fronts

Fitted unit fronts that exceed the permissible weight may cause damage and result in functional impairment of the hinges.

Δ Weight

A: Appliance door height including hinges in mm

B: Undamped hinge, unit front in kg

C: Damped hinge, unit front in kg

	A	B	C
1500-1750	22	22	22
720-1400	19	19	19
A1	15	19	
A2	15	19	

