

N 90, Built-in freezer, 177.2 x 55.8 cm, soft close flat hinge
G17815NEO



COOKING PASSION SINCE 1877



The built-in freezer with automatic defrosting thanks to NoFrost.

- ✓ Door Open Assist – Push-to open mechanism of your fully integrated fridge
- ✓ Home Connect – Add your smart fridge to your home network and stay connected to your kitchen.
- ✓ No Frost – No more defrosting your freezer.
- ✓ Softclose: When it reaches an angle of 20° the door softly closes itself.
- ✓ Vario Zone – Individualize your drawers with various loading options to create the optimal fit for frozen goodies

Features

Technical Data

Energy Efficiency Class : E

Average annual energy consumption in kilowatt hour per year (kWh/a) : 235 kWh/annum

Sum of volume of frozen compartments : 212 l

Airborne acoustical noise emissions : 35 dB(A) re 1 pW

Airborne acoustical noise emission class : B

Thermometer freeze section : Digital

Light : No

Product category : Upright freezer

Construction type : Built-in

Door panel options : Not possible

Frost free system : Fridge and freezer

Height of the product : 1772 mm

Width of the appliance : 558 mm

Depth of the product : 545 mm

Dimensions of the packed product (HxWxD) : 1840 x 640 x 610 mm

Net weight : 67.3 kg

Gross weight : 72.0 kg

Connection rating : 120 W

Fuse protection : 10 A

Frequency : 50 Hz

Length of electrical supply cord : 230 cm

Door hinge : Left reversible

Warning signal / malfunction : visual and audible

Door lock : No

Number of drawers/baskets (Stck) : 5

Number of freezing flaps (Stck) : 2

EAN code : 4242004269373

Brand : Neff

Product name / Commercial code : G17815NEO

Product category : Upright freezer

Included accessories : 1 x ice cube tray, 1 x Heavy-duty hinge support



4 242004 269373

*N 90, Built-in freezer, 177.2 x 55.8 cm, soft close
flat hinge
G17815NE0*

Features

- Fixed hinge, SoftClose door - dampens door movement, for smooth and effortless closure

Performance and Consumption

- EU19_EEK_D: E
- Total Volume : 212 l
- Net Fridge Volume : 0 l
- Net Freezer Volume : 212 l
- Net 4* compartment volume : 212 l
- Freezing capacity 24h : 14 kg
- Annual Energy Consumption: 235 kWh/a
- Climate Class: SN-T
- EU19_Fast freezer facility_D
- Noise Level : 35 dB , EU19_Noise emission class_D: B
- Temperature rise time : EU19_Temperature rise time_D: 9 H

Design features

- Full frost free, never have to defrost ever again
- Fixed hinge
- 1 compressor/1 cold circuit
- SuperFreeze function with automatic deactivation
- FreshSense - constant temperature by intelligent sensor technology - Constant temperature control by intelligent sensor technology
- Freezer malfunction warning signal: optical, acoustical

Freezer Section

- 2 freezer flaps with glass shelves
- 5 transparent freezer drawers, 2

Technical Information

- Left hinged door, reversible
- Connection value 120 W
- 220 - 240 V

Dimension and installation

- Niche Dimensions: 177.5 cm H x 56 cm W x 55 cm D
- Dimensions: 177.2 cm H x 55.8 cm W x 54.5 cm D

Accessories

- B*0031, ice cube tray

Country Specific Options

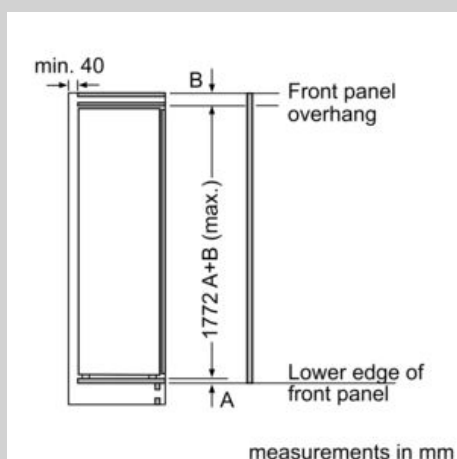
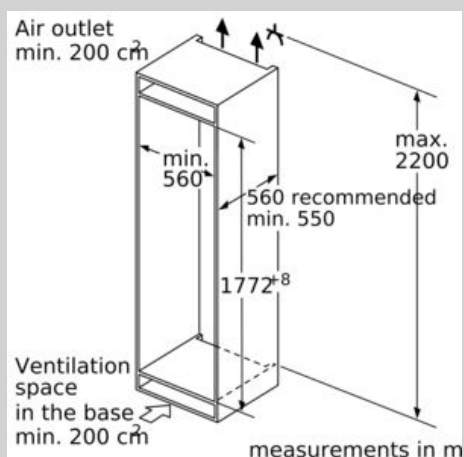
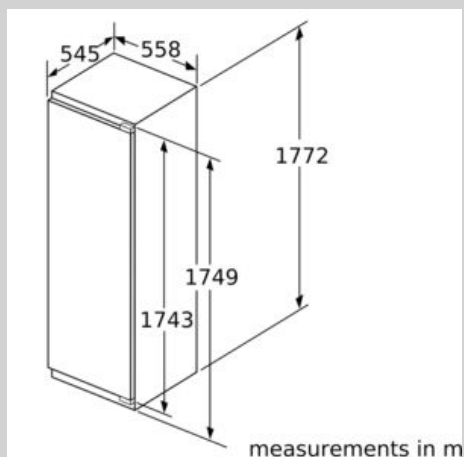
- Based on the results of the standard 24-hour test. Actual consumption depends on usage/position of the appliance.

Additional features

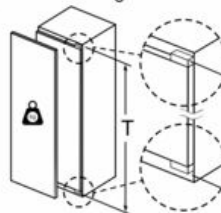
- Length of power cord: 230 cm

N 90, Built-in freezer, 177.2 x 55.8 cm, soft close
flat hinge
G17815NE0

Dimensioned drawings



Maximal permissible weight of the unit fronts



Fitted kitchen unit doors that exceed the permissible weight may cause damage and result in functional impairment of the hinges.

| T: Includes height of appliance door Hinges in mm: | undamped hinge, Door in kg: | damped hinge, Door in kg: |
|---|--------------------------------|------------------------------|
| 1500-1750 | 22 | 22 |

measurements in mm Recommended gap dimensions for flat hinges

| | F | R | X |
|-------|-----|-----|---|
| 16-19 | 0-3 | 2.5 | |
| 20 | 0-1 | 3 | |
| | 2-3 | 2.5 | |
| 21 | 0-1 | 3 | |
| | 2-3 | 2.5 | |
| 22 | 0 | 4 | |
| | 1 | 3.5 | |
| | 2-3 | 3 | |

The gap dimensions recommended in the table must be adhered to in order to ensure that appliance doors do not collide with anything when they are opened, and to avoid causing damage to kitchen units.

| Maximal permissible weight of the unit fronts | | | |
|---|----|----|-----------|
| Fitted unit fronts that exceed the permissible weight may cause damage and result in functional impairment of the hinges. | | | |
| Δ: Weight | | | |
| A: Appliance door height including hinges in mm | | | |
| B: Undamped hinge, unit front in kg | | | |
| C: Damped hinge, unit front in kg | | | |
| D: Additional possible load in kg with heavy load kit | | | |
| A | B | C | D |
| 1500-1750 | 22 | 22 | |
| 720-1400 | 19 | 19 | B+5 / C+5 |
| A1 | 15 | 19 | |
| A2 | 15 | 19 | |

N 90, Built-in freezer, 177.2 x 55.8 cm, soft close
flat hinge
G17815NE0

Dimensioned drawings

