


## iQ700, Built-in compact oven with microwave function, 60 x 45 cm, Black CM776G1B1B



Shorten your cooking time thanks to varioSpeed, fast preheat and activeClean. And remote your oven from anywhere with Home Connect.

- ✓ TFT-Touchdisplay Plus – Smooth-touch navigation for simple and intuitive operation.
- ✓ Oven Assistant with Voice Control – Intuitively set the right programme.
- ✓ humidClean Plus - For fast cleaning dirt is softened beforehand by vaporizing soapy water. It can then be removed more easily.
- ✓ Home Connect with Remote Control and Monitoring – Unlock the full potential of your smart oven.
- ✓ 4D hotAir – Even heat distribution for excellent results on any level.

### Features

#### Technical Data

Type of micro-wave oven : MW-Combi  
 Type of control : Electronic  
 Color / Material Front : Black  
 Dimensions : 455 x 594 x 548 mm  
 Cavity dimensions : 237.0 x 480 x 392.0 mm  
 Length of electrical supply cord : 150 cm  
 Net weight : 34.9 kg  
 Gross weight : 38.2 kg  
 EAN code : 4242003901281  
 Maximum micro-wave power : 900 W  
 Connection rating : 3600 W  
 Fuse protection : 16 A  
 Voltage : 220-240 V  
 Frequency : 50; 60 Hz  
 Plug type : no plug (electrical connection by electrician)  
 Cavity dimensions : 237.0 x 480 x 392.0 mm  
 Included accessories : 1 x combination grid, 1 x universal pan

### Included accessories

- 1 x combination grid
- 1 x universal pan

### Optional accessories

- HZ915003 Glass roasting dish, 5,4 L
- HZ66X600 Decor list
- HZ636000 Glass pan
- HZ634000 Baking and roasting grid (standard)
- HZ631070 Baking tray, anthracite enamelled
- HZ531010 Baking tray, non-stick ceramic coated



4 242003 901281

## iQ700, Built-in compact oven with microwave function, 60 x 45 cm, Black CM776G1B1B

### Features

#### Features

- Compact oven with microwave with 19 heating methods: 4D hot air, conventional top & bottom heating, hot air grilling, full width grill, half width grill, Pizza setting, coolStart, bottom heat, low temperature cooking, keep warm, plate warming, Hotair gentle, Conventional heat gentle, Microwave, 4D Hot air, Conventional heat, Full width grill, Half width grill, Hot air grilling
- Max. Power: 900 W; 5 Microwave power settings (90 W, 180 W, 360 W, 600 W, boost) with Inverter (MW)
- Intelligent microwave inverter technology: For optimised results maximum output power will be regulated to 600 W when used in longer operation for gentler cooking.
- Temperature range 30 °C - 275 °C
- Cavity volume: 45 litres

#### Level independent telescopic rails

- 3 shelf positions

#### Design

- Touch control
- Cavity inner surface: enamel anthracite

#### Cleaning

- activeClean
- hydrolyse program

#### Programmes/functions

- Oven Assistant with Voice Control
- SE62
- Electronic oven clock timer
- Digital temperature display with proposal
- Actual temperature display Heating-up indicator
- Drop down oven door, softClose, softOpen
- 
- cookControl Plus
- Fast preheat
- coolStart
- LED light, Light on/off when door opened/closed
- Integral cooling fan
- WLAN - Home connect enabled

#### Accessories

- 1 x combination grid, 1 x universal pan

#### Features

- Maximum door temperature 30 °C
- Electronic door lock
- Control panel lock Automatic safety switch off Residual heat indicator Start button Door contact switch

#### Technical information

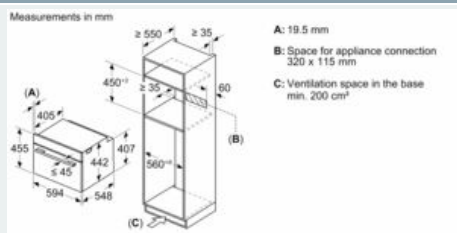
- Power cord length 150 cm Cable length
- Nominal voltage: 220 - 240 V
- Total connected load electric: 3.6 KW

#### Performance/technical information

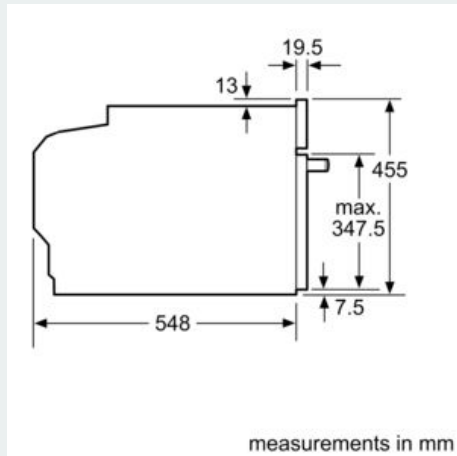
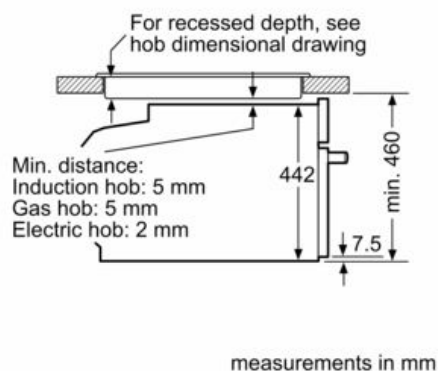
- Appliance dimension (h x w x d): 455 mm x 594 mm x 548 mm
- Niche dimension (h x w x d): 450 mm - 455 mm x 560 mm - 568 mm x 550 mm
- Please refer to the dimensions provided in the installation manual

iQ700, Built-in compact oven with microwave function, 60 x 45 cm, Black CM776G1B1B

Dimensioned drawings

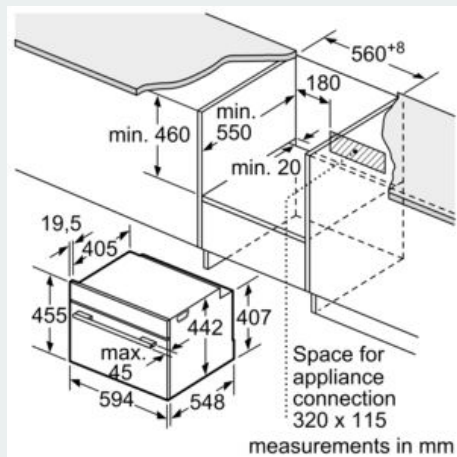


Installation with a hob.

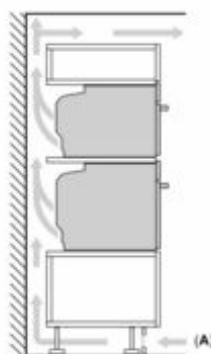


If the compact appliance will be installed underneath a hob, the following worktop thicknesses (including substructure if necessary) must be taken into account.

Hob type	min. worktop thickness	
	fitted	flush
Induction hob	42 mm	43 mm
Full surface Induction hob	52 mm	53 mm
Gas hob	32 mm	43 mm
Electric hob	32 mm	35 mm



Installing two appliances on top of each other  
Air exchange



A: Air inlet  $\geq 200$  cm<sup>2</sup>