

iQ700, Built-in oven with steam function, 60 x 60 cm, Black HS736G1B1B



A+



Shorten your cooking time thanks to fast preheat and coolStart. And remote your oven from anywhere with Home Connect.

- ✓ TFT-Touchdisplay Plus – Smooth-touch navigation for simple and intuitive operation.
- ✓ Oven Assistant with Voice Control – Intuitively set the right programme.
- ✓ ecoClean: Cut down on oven cleaning
- ✓ humidClean Plus - For fast cleaning dirt is softened beforehand by vaporizing soapy water. It can then be removed more easily.
- ✓ fullSteam Plus – Fast and healthy steam-cooking.

Features

Technical Data

Color / Material Front : Black
 Construction type : Built-in
 Door opening : Drop down
 Min. required niche size for installation (HxWxD) : 585-595 x 560-568 x 550 mm
 Dimensions : 595 x 594 x 548 mm
 Dimensions of the packed product (HxWxD) : 675 x 660 x 690 mm
 Control Panel Material : Glass
 Door Material : Glass
 Net weight : 40.7 kg
 Length of electrical supply cord : 120 cm
 EAN code : 4242003902516
 Fuse protection : 16 A
 Voltage : 220-240 V
 Frequency : 50; 60 Hz
 Plug type : no plug (electrical connection by electrician)
 Number of cavities (2010/30/EC) : 1
 Usable volume (of cavity) - NEW (2010/30/EC) : 71 l
 Energy efficiency rating : A+
 Energy consumption per cycle conventional (2010/30/EC) : 0.87 kWh/cycle
 Energy consumption per cycle forced air convection (2010/30/EC) : 0.69 kWh/cycle
 Energy efficiency index (2010/30/EC) : 81.2 %
 Included accessories : 2 x grid, 1 x universal pan, 1 x steam container, punched, size XL, 1 x Steam container, punched, size M, 1 x Steam container, unpunched, size M

Included accessories

2 x grid, 1 x universal pan, 1 x steam container, punched, size XL, 1 x Steam container, punched, size M, 1 x Steam container, unpunched, size M

Optional accessories

HZ915003	Glass roasting dish, 5,4 L
HZ636000	Glass pan
HZ631070	Baking tray, anthracite enamelled
HZ531010	Baking tray, non-stick ceramic coated



iQ700, Built-in oven with steam function, 60 x 60 cm, Black HS736G1B1B

Features

Features

- Combi-steam oven with 21 heating methods: 4D hot air, conventional top & bottom heating, hot air grilling, full width grill, half width grill, Pizza setting, coolStart, bottom heat, low temperature cooking, keep warm, plate warming, Hotair gentle, Conventional heat gentle, steam, reheating with steam, Dough proving, defrost, Hot air grilling, warming, 4D Hot air, Top/bottom heat
- Temperature range 30 °C - 250 °C
- 120 °C
- Cavity volume: 71 litres

Level independent telescopic rails

- 5 shelf positions in oven
- Cavity with shelf support rails

Design

- Touch control
- Cavity inner surface: enamel anthracite

Cleaning

- EcoClean Direct : back panel
- hydrolyse program
- Full glass inner door

Programmes/functions

- Oven Assistant with Voice Control
- SE62
- Electronic oven clock timer
- Digital temperature display with proposal
- Actual temperature display Heating-up indicator
- Drop down oven door, softClose, softOpen
- cookControl Plus
- Fast preheat
- coolStart
- LED light, Light on/off when door opened/closed
- Tank empty indicator
- Location of water tank: Outside cavity
- Integral cooling fan
- WLAN - Home connect enabled

Accessories

- 2 x grid, 1 x steam container, punched, size XL, 1 x universal pan, 1 x Steam container, punched, size M, 1 x Steam container, unpunched, size M

Features

- Heat reflective glass
- Control panel lock
- Automatic safety switch off Residual heat indicator Start button Door contact switch

Technical information

- 120 cm Cable length
- Nominal voltage: 220 - 240 V
- Total connected load electric: 3.6 KW
- Energy efficiency rating (acc. EU Nr. 65/2014): A+
- Energy consumption per cycle in conventional mode:0.87 kWh

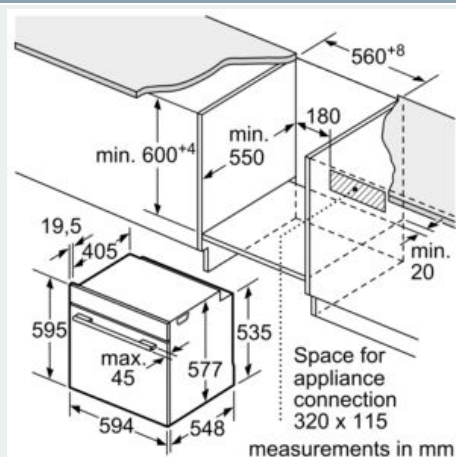
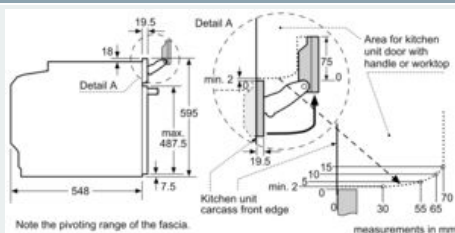
- Energy consumption per cycle in fan-forced convection mode:0.69 kWh
- Number of cavities: Main cavity Heat source: electrical Cavity volume:71 litres

Performance/technical information

- Appliance dimension (hxwxh): 595 mm x 594 mm x 548 mm
- Niche dimension (hxwxh): 585 mm - 595 mm x 560 mm - 568 mm x 550 mm
- Please refer to the dimensions provided in the installation manual

iQ700, Built-in oven with steam function, 60 x 60 cm, Black
HS736G1B1B

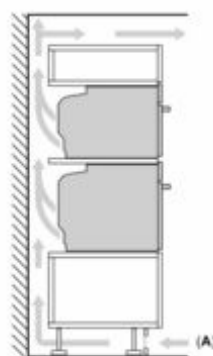
Dimensioned drawings



If the appliance will be installed underneath a hob, the following worktop thicknesses (including substructure if necessary) must be taken into account.

Hob type	min. worktop thickness	
	fitted	flush
Induction hob	37 mm	38 mm
Full surface Induction hob	47 mm	48 mm
Gas hob	30 mm	38 mm
Electric hob	27 mm	30 mm

Installing two appliances on top of each other
Air exchange



A: Air inlet $\geq 200 \text{ cm}^2$

