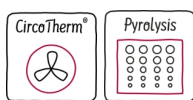


N 90, Built-in compact oven with microwave function, 60 x 45 cm, Graphite-Grey
C24MS71G0B



COOKING PASSION SINCE 1877



Compact built-in oven with microwave - to cook quickly and conveniently in a very small space. Home Connect for control via the App.

- ✓ Combined microwave and oven - the convenient solution to save space and time
- ✓ CircoTherm® – Smart hot-air solution that lets you bake on up to four levels.
- ✓ Dual cleaning options: Pyrolytic cleaning programmes - just let the oven interior clean itself. EasyClean - the quick and easy option for day to day maintenance.
- ✓ Soft Close with Soft Opening - the damping system cushions the door for gentle opening and closing

Features

Technical Data

Type of micro-wave oven : MW-Combi
 Type of control : Electronic
 Color / Material Front : Graphite
 Dimensions : 455 x 596 x 548 mm
 Cavity dimensions : 237.0 x 480 x 392.0 mm
 Length of electrical supply cord : 150.0 cm
 Net weight : 34.3 kg
 Gross weight : 37.6 kg
 EAN code : 4242004266525
 Maximum micro-wave power : 900 W
 Connection rating : 3600 W
 Fuse protection : 16 A
 Voltage : 220-240 V
 Frequency : 50; 60 Hz
 Plug type : no plug (electrical connection by electrician)
 Cavity dimensions : 237.0 x 480 x 392.0 mm
 Included accessories : 1 x combination grid, 1 x universal pan



4 242004 266525

Optional accessories

Z11AB15A0 Baking tray, non-stick ceramic coated
 Z11CR10X0 Baking and roasting grid (standard)
 Z11SZ00X0 SeamlessCombination mounting kit
 Z11SZ60G0 SeamlessCombination 45 + 14cm
 Z11SZ90G0 SeamlessCombination 60 + 45cm
 Z12CB10A0 Baking tray, anthracite enamelled
 Z12CM10A0 Moussaka pan, anthracite enamelled
 Z13CV06S0 Decor strip

*N 90, Built-in compact oven with microwave
function, 60 x 45 cm, Graphite-Grey
C24MS71G0B*



COOKING PASSION SINCE 1877

Features

- Compact oven with microwave with 20 heating methods: CircoTherm®, Top/bottom heat, Circo-roasting, Full surface grill, Centre surface grill, CircoTherm® intensive, Bread baking, Bottom heat, Low temperature cooking, Dough proving, Plate warming, Keep warm, CircoTherm® gentle, Conventional heat gentle, Microwave, 4D Hot air, Conventional heat, Full width grill, Half width grill, Hot air grilling
- Intelligent microwave inverter technology: For optimised results maximum output power will be regulated to 600 W when used in longer operation for gentler cooking.

Design

- Graphite-Grey Edition
- Touch control
- Cavity inner surface: enamel anthracite

Features

- HomeConnect ready on WLAN
- Oven Assistant with Voice Control
- Door lock during pyrolytic cleaning
Control panel lock Automatic safety switch off Residual heat indicator Start button Door contact switch

Programmes/functions

- Temperature range 30 °C - 275 °C
- Max. Power: 900 W; 5 Microwave power settings (90 W, 180 W, 360 W, 600 W, boost) with Inverter (MW)
- LED light, On/off button
- Electronic clock timer
- Drop down door, SoftClose, soft opening
- Heat reflective glass
- Quadruple glazed door glazed CoolTouch door
- Temperature proposal
Actual temperature display Heating up indicator
- cookControl Plus
- Rapid heat
- Cooling fan
- Stainless-steel fan

Level independent telescopic rails

- 3 shelf positions

Cleaning

- Pyrolytic cleaning
- EasyClean

Accessories

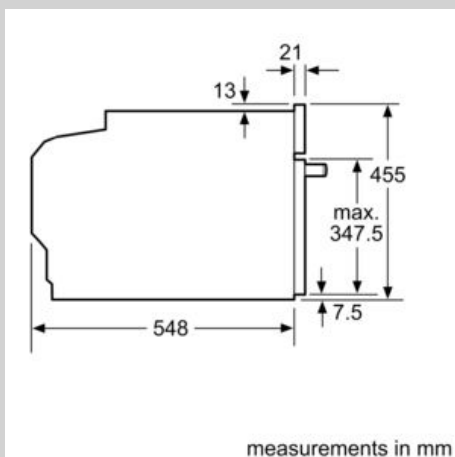
- 1 x combination grid, 1 x universal pan

Performance/technical information

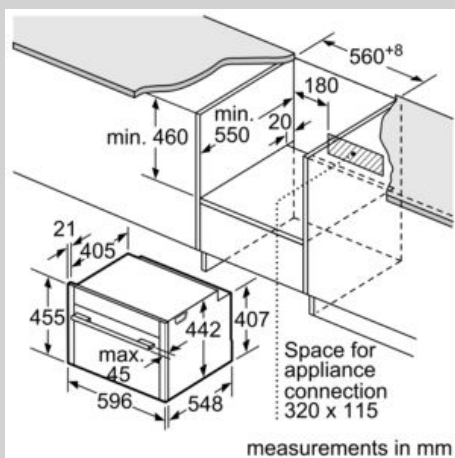
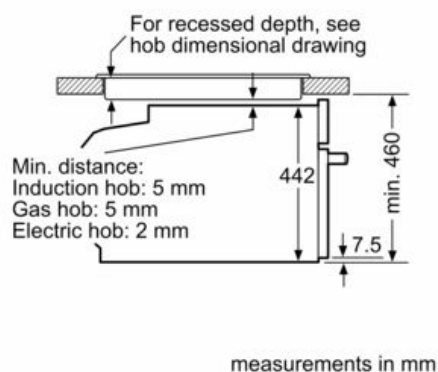
- Power cord length 150 cm Cable length
- Nominal voltage: 220 - 240 V
- Total connected load electric: 3.6 KW
- Cavity volume: 45 litre
- Appliance dimension (hxwxh): 455 mm x 596 mm x 548 mm
- Niche dimension (hxwxh): 450 mm - 455 mm x 560 mm - 568 mm x 550 mm
- Please refer to the dimensions provided in the installation manual

N 90, Built-in compact oven with microwave
function, 60 x 45 cm, Graphite-Grey
C24MS71G0B

Dimensioned drawings

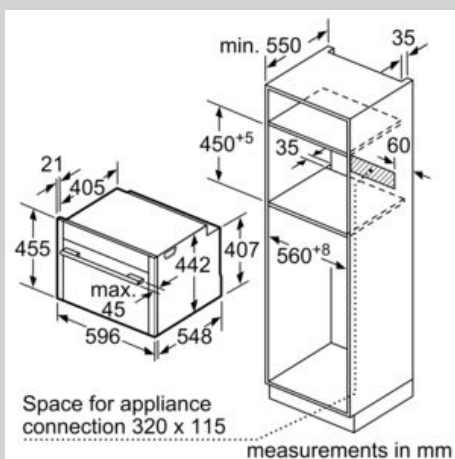


Installation with a hob.

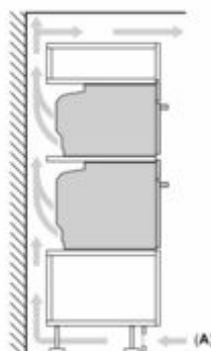


If the compact appliance will be installed underneath a hob, the following worktop thicknesses (including substructure if necessary) must be taken into account.

Hob type	min. worktop thickness	
	fitted	flush
Induction hob	42 mm	43 mm
Full surface Induction hob	52 mm	53 mm
Gas hob	32 mm	43 mm
Electric hob	32 mm	35 mm



Installing two appliances on top of each other
Air exchange



A: Air inlet $\geq 200 \text{ cm}^2$