

N 90, WALL-MOUNTED COOKER HOOD, 90 CM,
CLEAR GLASS BLACK PRINTED
D98IPT2S0B



A⁺



Optional accessories

Z51BIB1X6	Clean Air Plus odor filter (replacement)
Z51BII1X6	Clean Air Plus recirculation kit
Z51BIP1X1	Long Life odor filter (replacement)
Z51BIR1X1	Long Life recirculation kit (chimless)
Z51BIS1X1	Long Life recirculation kit
Z51BIV1X6	Clean Air Plus recirc. kit (chimless)
Z51BXK0S1	Chimney extension 1000 mm
Z51BXL0S1	Chimney extension 1500 mm

- ✓ High Extraction Rate – ensures a clear view while cooking thanks to an efficient motor technology
- ✓ Efficient Drive Motor – Quiet and energy-efficient hood motor for a calmer kitchen.
- ✓ Home Connect: control your hood via the app.
- ✓ Automatic Air Sensor – Adjusts the extraction rate automatically.
- ✓ Cooktop-based Hood Control – Adjust your hood's extraction level and lighting.

Features

Technical Data

Typology:	Wall-mounted
Length electrical supply cord:	130.0 cm
Height of the chimney:	420-663/457-750 mm
Height of the appliance:	450 mm
Minimum distance above an electric hob:	450 mm
Minimum distance above a gas hob:	650 mm
Net weight:	26.3 kg
Type of control:	Electronic
Number of speed settings:	3-stage + 2 intensive
Maximum output air extraction:	441 m ³ /h
Boost position output recirculating:	944 m ³ /h
Maximum output recirculating air:	437 m ³ /h
Boost position air extraction:	1007 m ³ /h
Maximum Air flow:	441 m ³ /h
Number of lights:	2
Noise level:	51 dB(A) re 1 pW
Diameter of air outlet:	150 mm
Grease filter material:	Washable stainless steel
EAN code:	4242004272083
Connection Rating:	250 W
Fuse protection:	10 A
Voltage:	220-240 V
Frequency:	50; 60 Hz
Plug type:	GB plug
Installation typology:	Wall-mounted
Delay Shut off modes:	10 min



N 90, WALL-MOUNTED COOKER HOOD, 90 CM, CLEAR GLASS BLACK PRINTED D98IPT2S0B

Features

Design:

- Angled glass design
- Appliance colour: black with anthracite grey side trim
- wall-mounted
- Black glass
- Suitable for ducted extraction and recirculation
- In recirculation operation chimless use possible
- For recirculation operation Clean Air Plus recirculation kit (accessory) or Longlife recirculation kit (accessory) needed.

Core Features:

- Efficient BLDC technology
- 2 PC, LED, 3W, with Colour temperature adjustable
- SoftLight with dimmer function : the lighting elements switch on and off smoothly.
- softLight with dimmer function : the brightness of the lighting elements can be adjusted.
- Colour Temperature: 3500 K
- Light Intensity: 422 lux
- Powerboost position: Hood can be opened to a defined extraction boost position in order to increase the catch rate of particularly strong cooking smells and large amounts of steam.
- 2 capture areas: front side and bottom side
- 3 metal grease filter(s).

Comfort Features:

- air quality sensor BME688: Automatic Sensor-based performance control for best results
- 3 power levels and 2 intensive settings
- Automatic reset from intensive to normal setting after 6 min.
- Saturation indicator for metal and charcoal filter
- after run automatic: 10 minutes

Digital Features:

- Home Connect: operate, monitor and set preferences of your hood via smartphone or tablet (only in countries where Home Connect service is available)
- Hob-Hood control (with Wi-Fi enabled hob): automatically activates the hood when cooking, thanks to the WiFi connection of hood and suitable hob.
- fully automatic Hood
- Voice Control enabled via popular voice assistants (only in countries where this service is available)
- Performance Profiles: choose between standard, performance or silence profiles to increase the extraction rate or reduce the fan noise via Home Connect App
- yes: directly access favourite functions with a configurable button (available with connected Home Connect account).
- Smart home trigger, via Favourite button (available with connected Home Connect account): open up the smart universe from your hood (partner service required).
- LED light with adjustable light temperature: Allows you to adapt the light temperature to your personal needs via Home Connect App

- Interval function: available via Home Connect App
- The Home Connect functionality can be extended by integrating numerous applications from external cooperation partners (partnerships)
- Updateable appliance (available with connected Home Connect account): keep appliance always up to date with latest status of software.

Cleaning Comfort:

- Extremely large opening angle for an easy filter accessibility and easy cleaning.
- Easy to clean smooth surfaces and materials.
- easy to clean Inner frame
- metal grease filter dishwasher-safe

Performance Exhaust:

- According to EN 61591 and EN/ IEC 60704-2-13 your appliance can achieve the following values in exhaust mode: Speed 1: extraction rate 228 m³/h ; noise level 35 dB (A) re1pW Speed 2: extraction rate 325 m³/h ; noise level 43 dB (A) re1pW Speed 3: extraction rate 441 m³/h ; noise level 51 dB (A) re1pW Intensive 1: extraction rate 753 m³/h ; noise level 65 dB (A) re1pW Intensive 2: extraction rate 1007 m³/h; noise level 70 dB (A) re1pW
- Energy Efficiency Class: A+ (at a range of energy efficiency classes from A+++ to D)
- Average Energy Consumption: 39.1 kWh/year*
- Blower Efficiency Class: A*
- Lighting Efficiency Class: A*
- Grease Filtering Efficiency Class: C*

Performance Recirculation:

- According to EN 61591 and EN/ IEC 60704-2-13 your appliance can achieve the following values in recirculation mode with Clean Air plus recirculation kit, for installation with chimney (available as optional accessory): Speed 1: extraction rate 211 m³/h ; noise level 42 dB (A) re1pW Speed 2: extraction rate 315 m³/h ; noise level 51 dB (A) re1pW Speed 3: extraction rate 435 m³/h ; noise level 59 dB (A) re1pW Intensive Speed 1: extraction rate 752 m³/h ; noise level 72 dB (A) re1pW Intensive Speed 2: extraction rate 964 m³/h ; noise level 78 dB (A) re1pW

Technical Information and Sustainability:

- Consumption data:
- Power rating: 250 W
- Voltage: Nominal voltage: 220 - 240 V
- Sustainability:
- Made in Germany: produced at a CO₂ neutral production site
- Environmentally friendly packaging
- Most efficient blower technology available on the market
- Available odour filter as regenerative Long Life filter with 10 years lifetime
- air quality sensor BME688: Sensor-based performance control for best results with minimum energy consumption.

Planning and Installation Information:

- Dimensions exhaust air (HxWxD): 855-1098 x 890 x 447 mm

Features

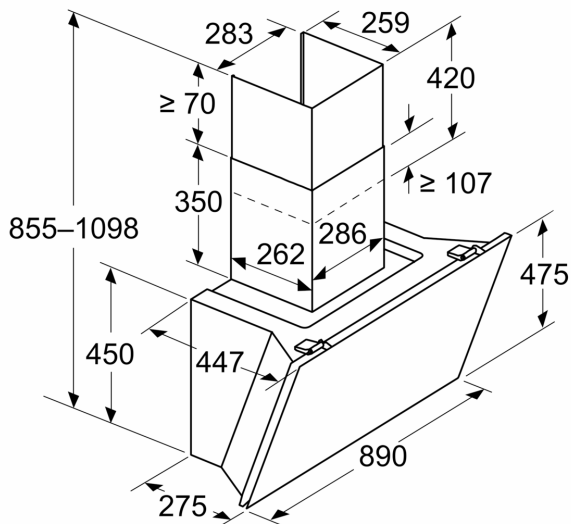
- Dimensions recirculating (HxWxD): 892-1185 x 890 x 447 mm
- Dimensions recirculating installation, chimless (HxWxD): 471mm x 890 mm x 447 mm
- simple and weight-reduced mounting thanks to the new easy installation system
- Diameter pipe Ø 150 mm
- Electrical cable length 1.3 m

Features

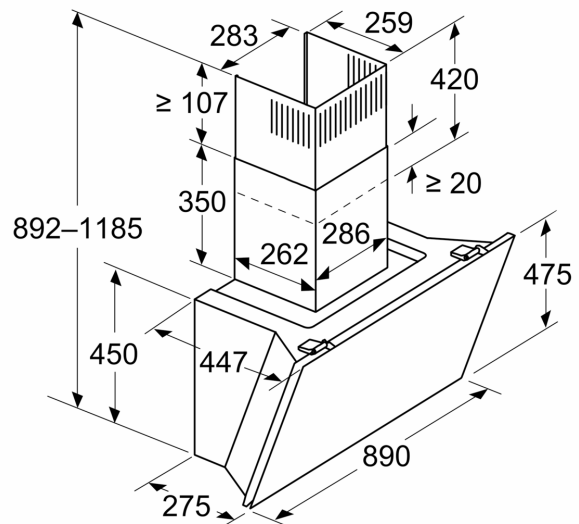
N 90, WALL-MOUNTED COOKER HOOD, 90 CM,
CLEAR GLASS BLACK PRINTED
D98IPT2S0B

Dimensioned drawings

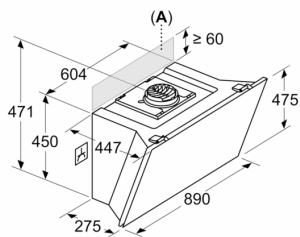
Measurements in mm
Appliance in exhaust air mode



Measurements in mm
Appliance in circulated air mode



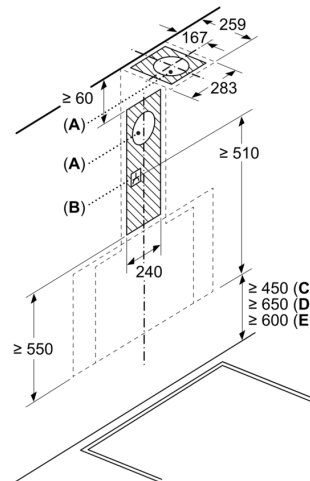
Measurements in mm
Appliance in circulated air mode without duct



Socket can be fitted to the side of or above the appliance

A: Socket only outside the marked area

Measurements in mm



A: Exhaust-air outlet
B: Socket
C: Electric
D: Gas - from upper edge of pan support
E: Electric - for Australia and New Zealand

Dimensioned drawings

